

M 10 406

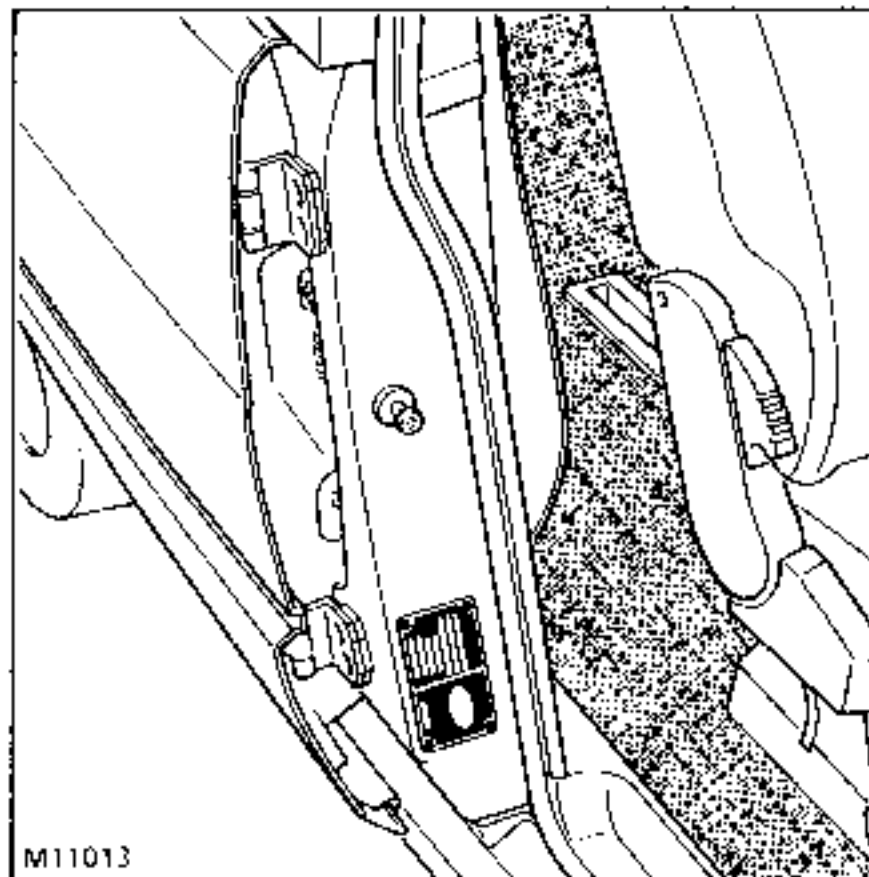
Mark	Dimensions in mm	
	Diesel-Petrol-4 cylinders	6 cylinders
A	4429	
B	974	
C	875	
D	2580	
E	1705	
F	1494*	1517*
G	1795	
H	1805	
I	1505*	1508*

* Depending on version

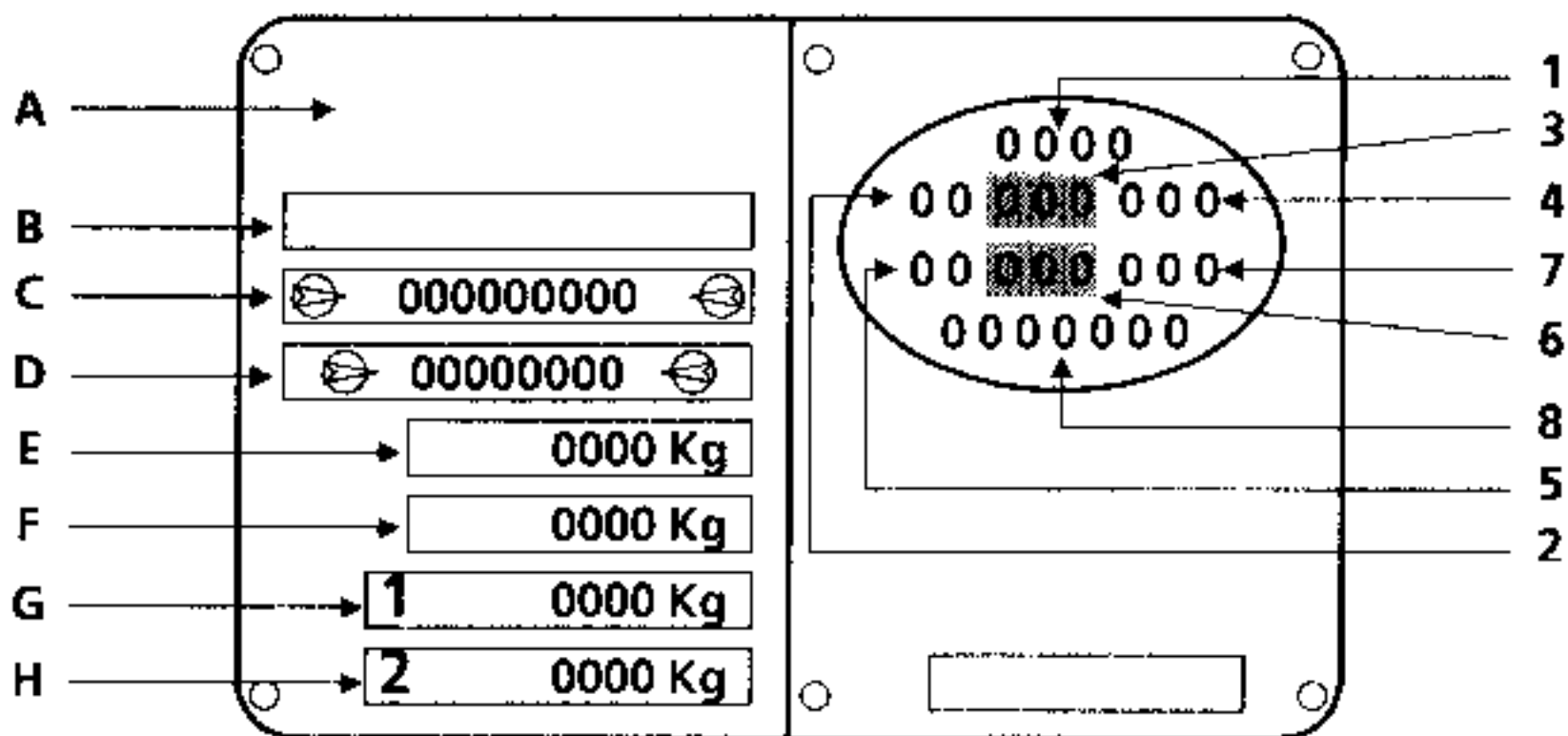
Vehicle type (on oval plate)	Engine		Clutch type	Gearbox type
	Type	Cubic Capacity (cc)		
J635 05 - S635 05	J8S 772	2068	215 CP 4500	NG3
J634 05 *	J8S 776	2068	215 CP 4500	NG3
J636 15	J7R 768	1995	215 CP 4500	NG3
J637 05 - S637 05	J7T 772	2165	215 CP 4500	NG3
J637 08	J7T 772	2165	215 CP 4500	NG7
J638 05	Z7W 712	2849	235 CP 5500	UN1

* Depending on country

Vehicle identification



The vehicle is identified by 2 plates mounted on the same support. This support is located on the righthand centre pillar.



LEGAL INFORMATION

- At A: the manufacturers' name
- At B: E.E.C. reception number
- At C: vehicle Mines type preceded by manufacturers' world wide identity code (VF8 corresponds to MATRA AUTOMOBILE)
- At D: chassis number
- At E: maximum permitted all-up weight
- At F: total train weight
- At G: maximum permissible weight on front axle
- At H: maximum permissible weight on rear axle

MANUFACTURING FACTORY INFORMATION

- At 1: vehicle type
- At 2: the first figure indicates gearbox or large options (2: GB5 - 7: GB5 + 4X4)
The second figures indicates the equipment level (2: E1 or AS - 3: E2 - 5: E3)
- At 3: Technical equipment number
- At 4: Additional equipment fitted as option in factory
- At 5: trim code
- At 6: paint code
- At 7: equipment level
- At 8: letter designating manufacturing factory (T - Romorantin, K - Dieppe), followed by fabrication number.

Note: The above information depends on the export country: the above plate is the most comprehensive.

ALLOCATION OF TECHNICAL EQUIPMENT NUMBERS (3)

Good roads

Special equipment

Steering

LHD	RHD	LHD	RHD
10X to 49X series	70X to 89X series	50X to 69X series	90X to 99X series

(X is an additional definition)

ESSENTIAL SPECIAL TOOLING	
Cha. 280-02	Pad for fitting to trolley jack
Cha. 408-02	Sockets for fitting to trolley jack

It is forbidden to raise the vehicle by taking the weight under the front suspension arms. Depending on the type of trolley jack used, use socket Cha. 408-02 to locate pad Cha. 280-02.

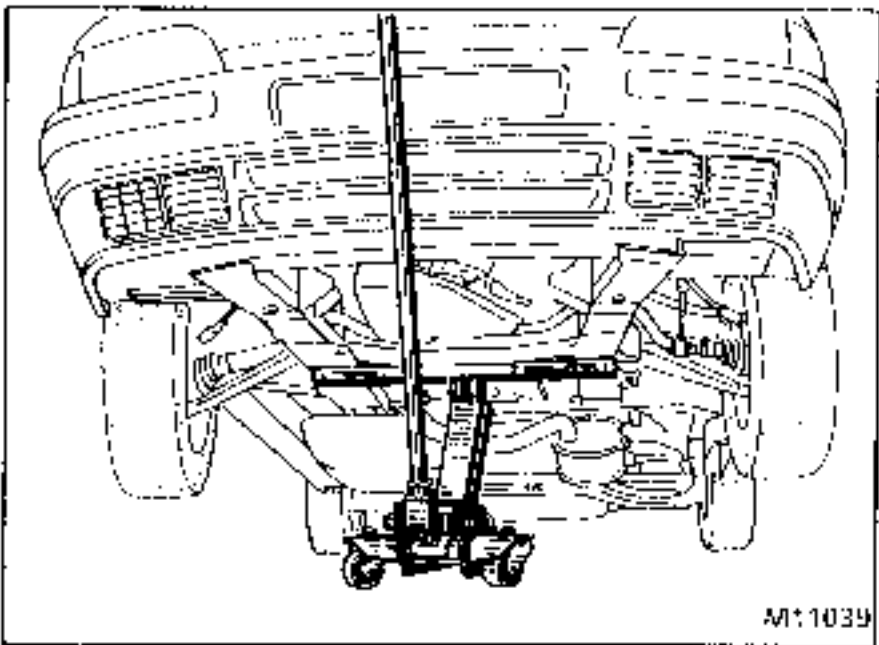
TROLLEY JACK AT THE FRONT

Apply the handbrake or place chocks behind the rear wheels.

Use pad Cha. 280-02.

Take the weight behind the front cross member.

Avoid the pad contacting the gearbox or exhaust down pipe.

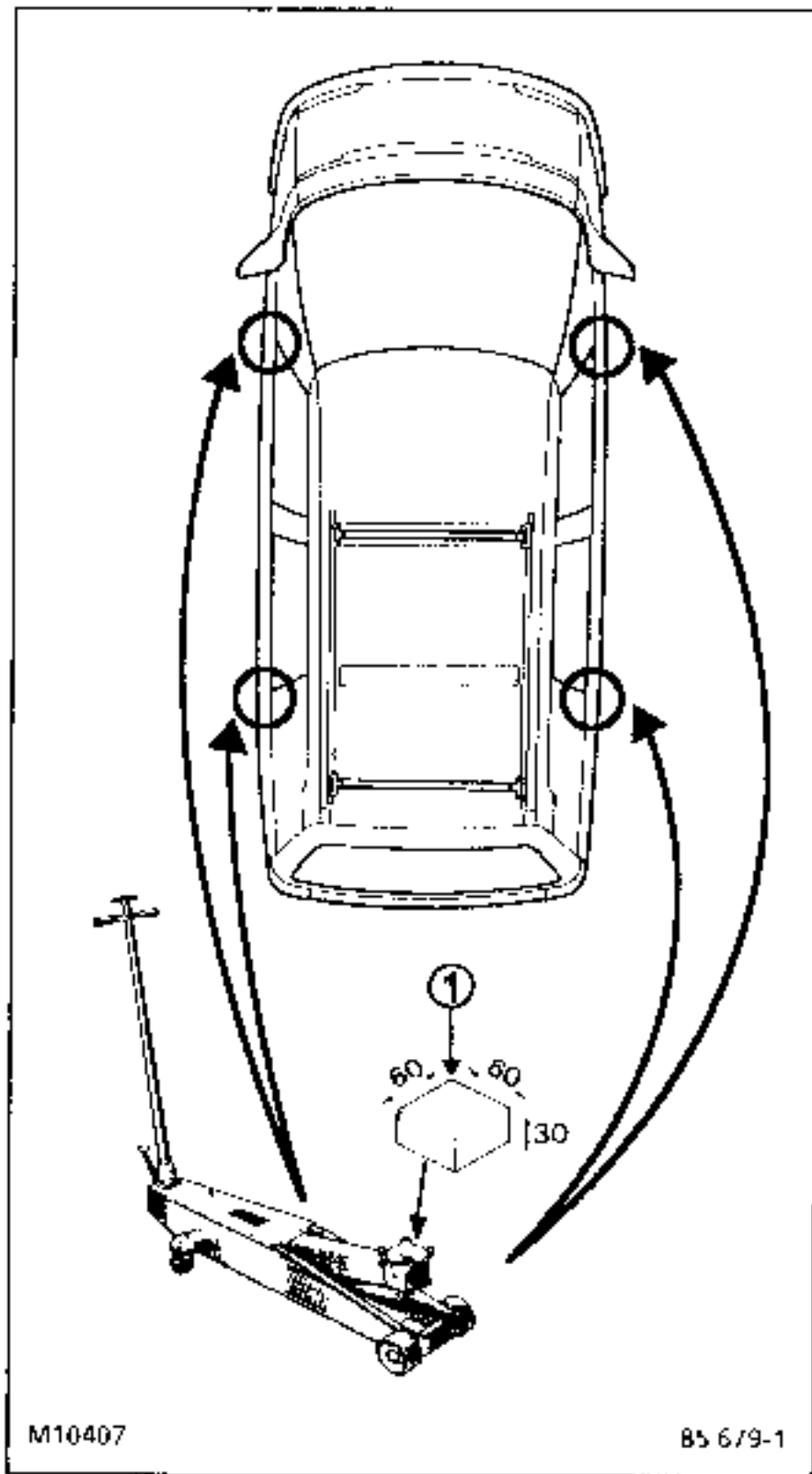


TROLLEY JACK AT THE REAR

It is FORBIDDEN to raise the rear of the vehicle by taking the weight under the centre part of the rear axle. Raise each wheel separately taking the weight on the vehicle jacking points.

ESSENTIAL PRECAUTIONS

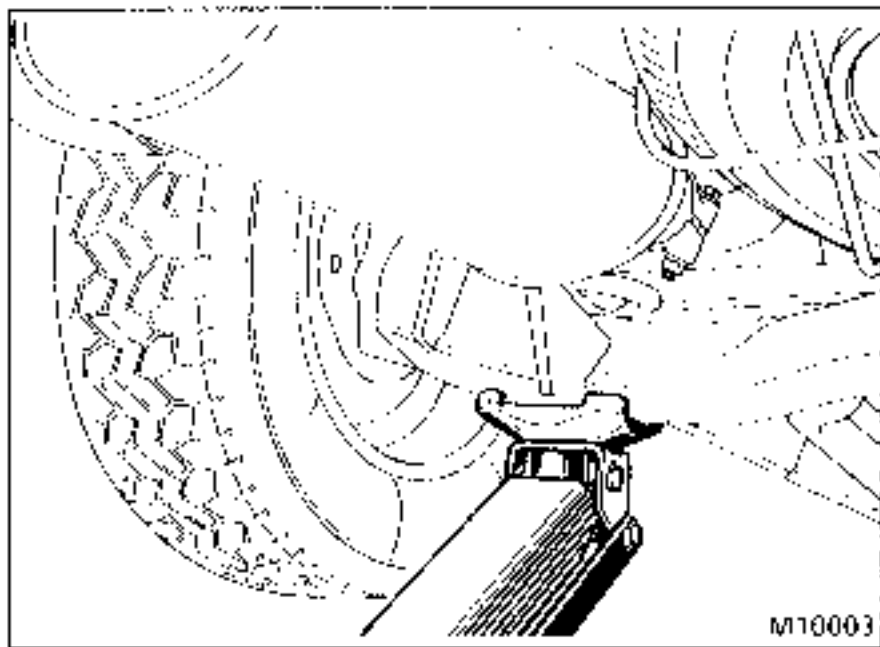
So as not to damage the jack mountings (if sheet metal is twisted it is impossible to use a jack subsequently) a chock (1) as shown in the drawing opposite must be fitted between the jack head and the side member bearing face.



AXLE STANDS

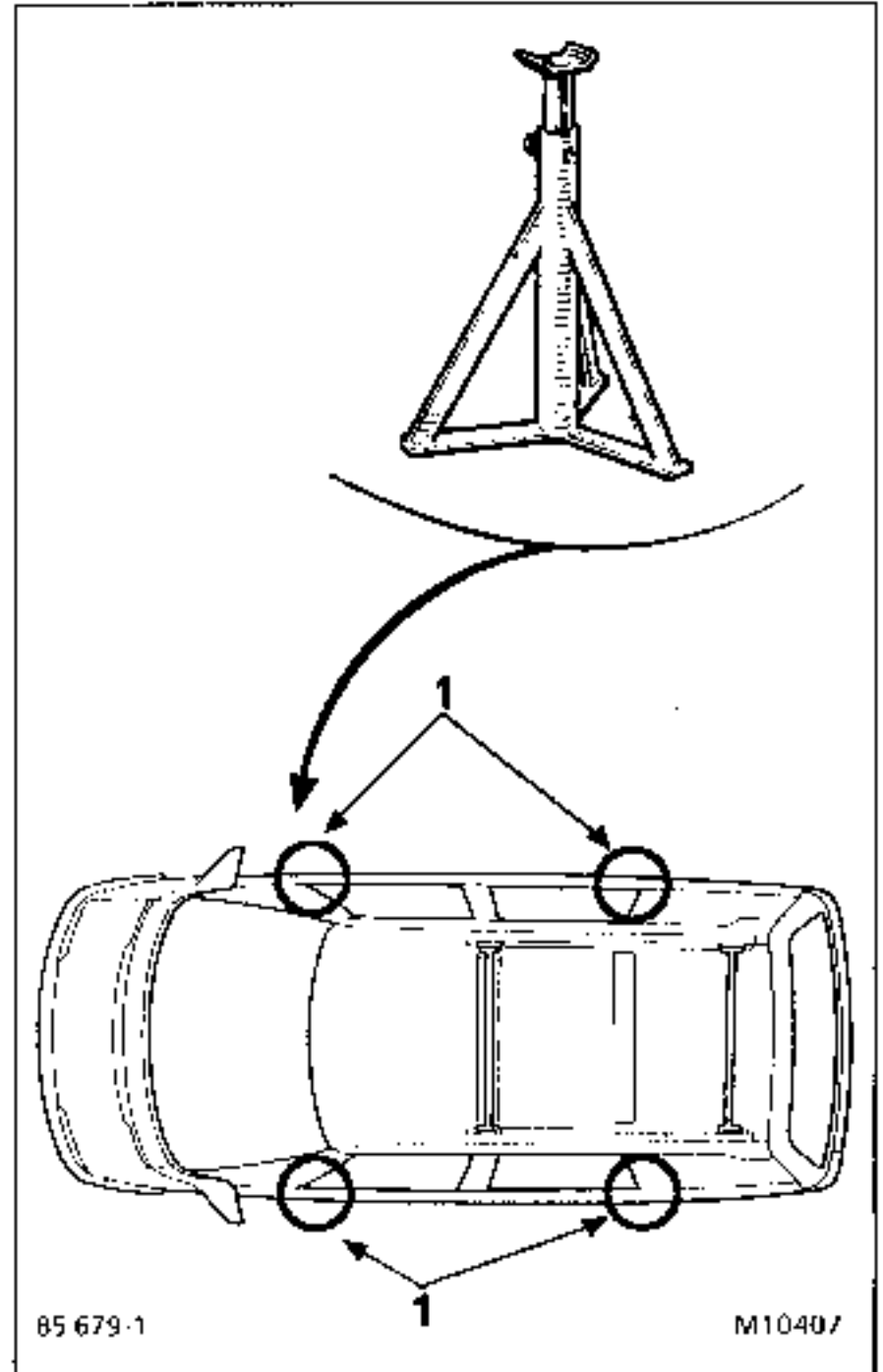
In order to place the vehicle on axle stands, these must be positioned under strengtheners (1) provided to raise the vehicle with the vehicle jack.

The axle stands are positioned at the rear by raising the vehicle under the rear axle, at the shock absorber mountings.



M10003

ATTENTION: DO NOT TAKE THE WEIGHT UNDER THE SIDE VALANCE: IT IS MADE OF POLYESTER RESIN AND WOULD BREAK.



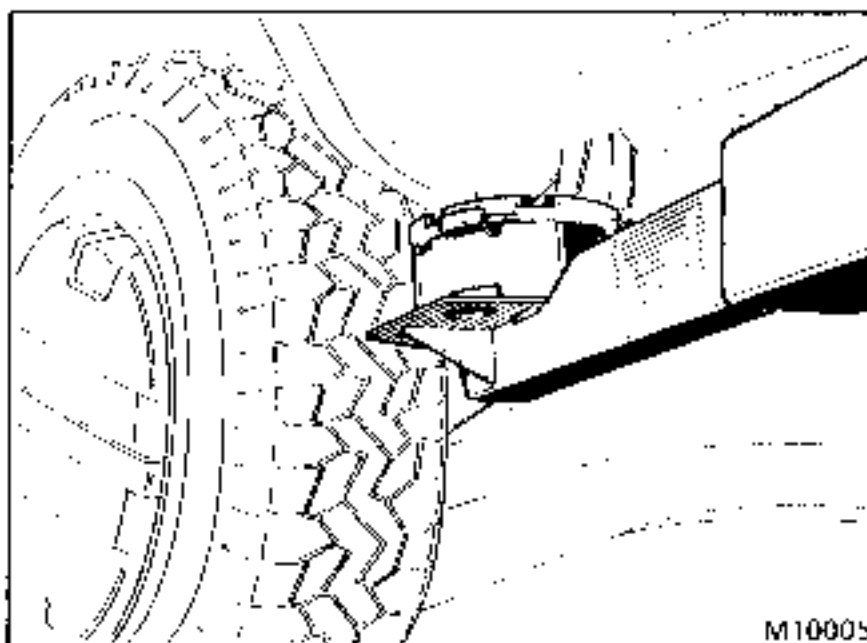
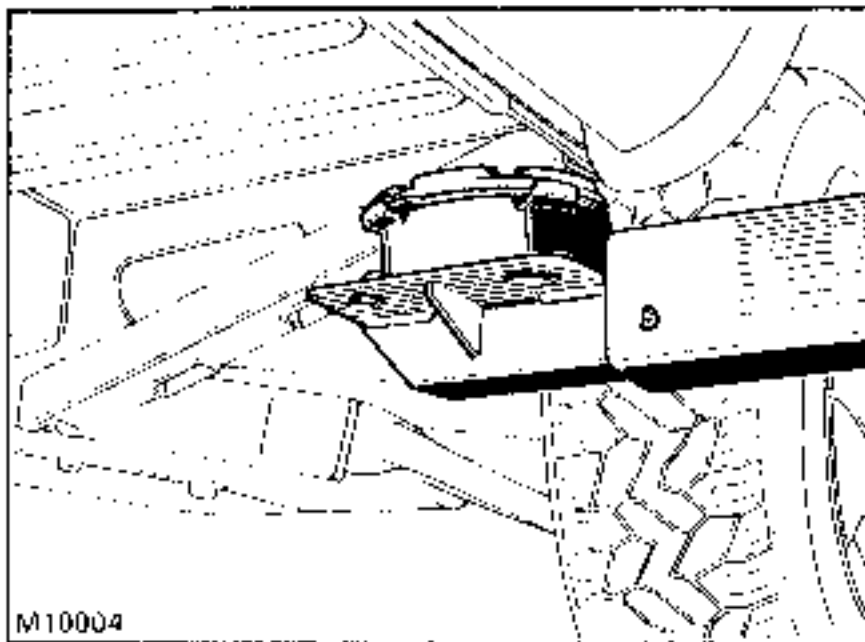
85 679-1

M10407

2-POST LIFT

Place the lifting pads under the jack bearing points taking care not to twist the side sections of these bearing points. If they are damaged it will be impossible to fit the jack.

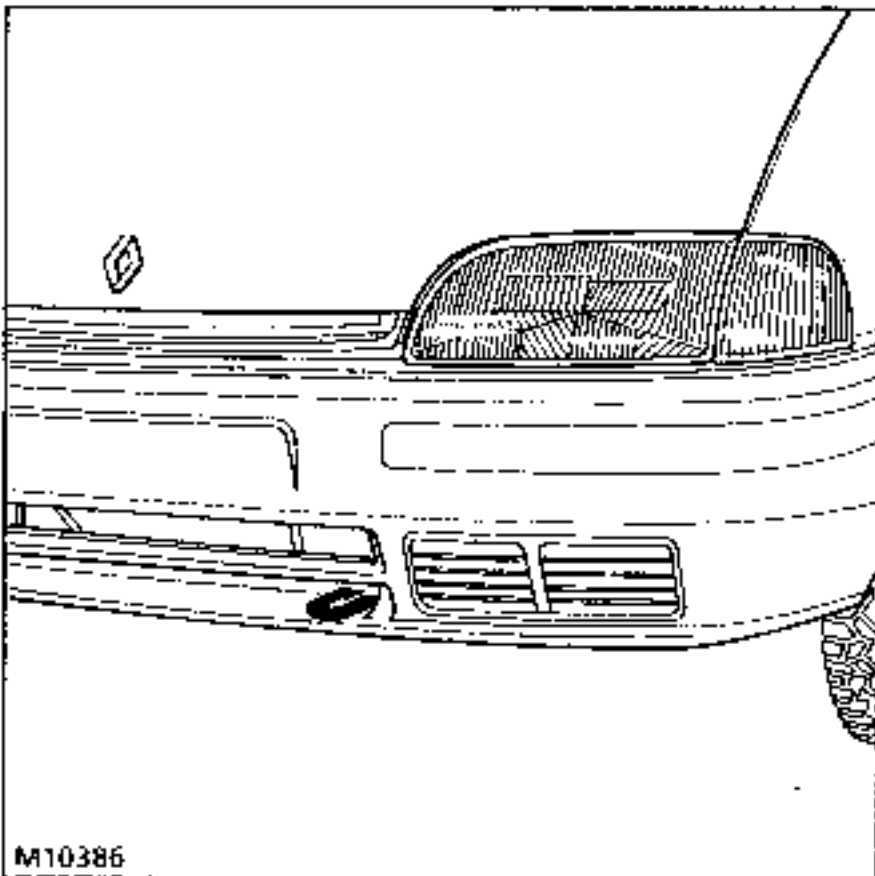
USE THE PADS DESCRIBED ABOVE FOR THIS PURPOSE FOR YOUR SAFETY and to ensure that the bearing points for lifting the vehicle on the pads are retained, the use of a two-post lift taking the weight under the body prohibits the removal of components which would alter the vehicle weight distribution.



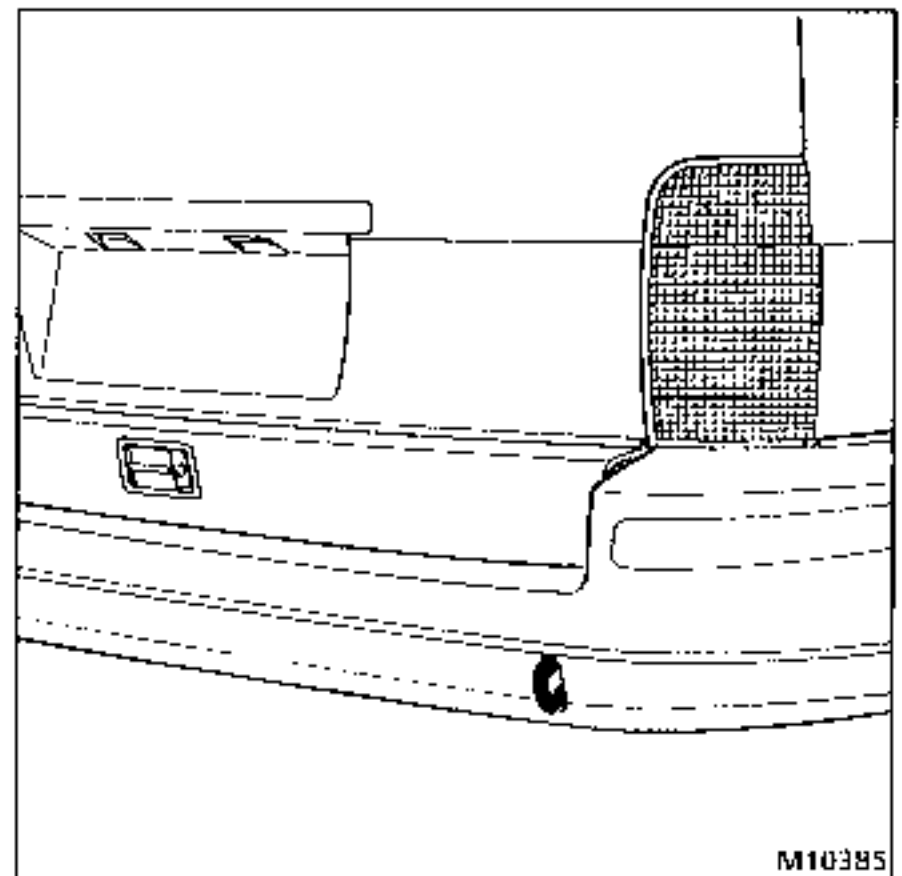
It is FORBIDDEN to take the weight with a jack at the centre part of the rear axle to raise the vehicle.

The towing points may be used only for towing on the road. Under no circumstances may they be used to pull the vehicle out of a ditch or for similar incidents, or to raise the vehicle directly or indirectly.

FRONT



REAR



PERMANENT 4-WHEEL DRIVE

The vehicle design (4 wheels which are permanently driven and cannot be uncoupled) does not allow there to be a great difference in speed between the front and rear wheels: there is a risk of damaging the VISCOUPLING.

This is why a BROKEN DOWN VEHICLE MUST BE:

- TRANSPORTED ON A PLATFORM (vehicle immobile on its 4 wheels);
- TOWED ON ITS 4 WHEELS (if this operation is permitted by legislation in force in the country in question).

IT IS FORBIDDEN TO TOW THE VEHICLE:

- with the rear axle raised;
- with the front axle raised.

ATTENTION

If for, exceptional reasons, it is necessary to tow the vehicle with the front wheels raised, the prop shaft must be removed (see section 29).

Unit	Capacity in litres	Grade	Special points											
J8S Engine	For oil change 5,5	E.E.C. Countries	<p>Temperature range: -20°C to +15°C. Oil grades: CCMC-PD1 20W40, CCMC-PD1 15W30 - 15W40, CCMC-PD1 10W30.</p>											
	(plus 0.5 for oil filter)	Other Countries	<p>Temperature range: -20°C to +15°C. Oil grades: API CD 20W40, API CD 15W40, API CD 10W30.</p>											
Gearbox			<table border="1"> <thead> <tr> <th></th> <th>Ist. oil change</th> <th>Oil change frequency</th> <th>Check Level</th> <th>Grade viscosity</th> </tr> </thead> <tbody> <tr> <td>NG3 NG7</td> <td>2,2 2,4</td> <td>None</td> <td>40000 miles 60 000 km</td> <td>every 10,000 miles 15 000 km</td> <td>TRANSELF TRX 80 W</td> </tr> </tbody> </table>		Ist. oil change	Oil change frequency	Check Level	Grade viscosity	NG3 NG7	2,2 2,4	None	40000 miles 60 000 km	every 10,000 miles 15 000 km	TRANSELF TRX 80 W
	Ist. oil change	Oil change frequency	Check Level	Grade viscosity										
NG3 NG7	2,2 2,4	None	40000 miles 60 000 km	every 10,000 miles 15 000 km	TRANSELF TRX 80 W									
Brake system	0,7	SAE J 1703 & DOT 3 or DOT 4	The brake fluid must be of a type approved by our Design Office.											
J8S Engine cooling system	8,8	Coolant GLACEOL AL (type C) only	Protection down to -23°C for hot, temperate and cold climates. Protection down to -40°C for "extreme cold" climates.											
Fuel tank	77	Diesel fuel												
PAS separate tank	1,1	ELF RENAULTMATIC D2 MOBIL ATF 220												

Unit	Capacity in litres	Grade	Special points
Engines J7R J7T Z7W	5,7 5,7 6,0 (plus 0.5 litres for oil filter)	<p>E.E.C. Countries</p> <p>- 20°C - 15°C 0°C + 25°C</p> <p>CCMC-G2 15W40 - 20W40 15W50 - 20W50</p> <p>CCMC-G3 10W30 - 10W40(1) - 10W50</p> <p>CCMC-G3 5W30 - 5W40</p>	
		<p>E.E.C. Countries</p> <p>- 20°C - 10°C 0°C + 10°C + 15°C</p> <p>API SE SF 15W40 - 20W40 - 20W50</p> <p>API SE SF 10W30</p> <p>API SE SF 5W30</p>	
Gearbox			
NG3	2,2		Oil change frequency
NG7	2,4		Check level
UN1	3,0	All Countries	Grade viscosity
OT2 rear axle	1,2		None
Brake system J Engine Z Engine	0,7 0,75	SAE J 1703 & DOT 3 or DOT 4	The brake fluid must be of a type approved by our Design Office.
Engine cooling system J7R J7T Z7W	8,4 8,4 10	Coolant GLACEOL AI, (type C) only	Protection down to -23°C for hot, temperate and cold climates. Protection down to -40°C for "extreme cold" climates.
Fuel tank	77		Super unleaded
PAS separate tank	J7R/J7T 1,1 Z7W 1,3		Elf RENAULTMATIC MOBIL ATF 220

A LIST OF PRODUCTS RECOMMENDED FOR MECHANICAL REPAIR OPERATIONS.

DESCRIPTION	PACK SIZE	PART NO.
GREASES		
<ul style="list-style-type: none"> • MOLYKOTE "BR2" grease for trunnions, clutch fork bearing areas, lower suspension arm bearings, steering box, driveshaft splines 	1 kg tin	77 01 421 145
<ul style="list-style-type: none"> • MOLYKOTE "33 Medium" grease for rear axle bushes (tubular type), anti-roll bar bushes 	100 g tube	77 01 028 179
<ul style="list-style-type: none"> • MOLYKOTE M55+ Synchro rings 		77 01 421 079
<ul style="list-style-type: none"> • MOLYKOTE CU 7439 (high temperature grease), turbocharger etc. 	1 kg tin	77 01 417 627
<ul style="list-style-type: none"> • "ELF MULTI" for lip seals, driveshaft stub-axle splines, threads on studs and wheel bolts 	1 kg tin	77 01 022 166
<ul style="list-style-type: none"> • "MOBIL CVJ" 825 Black star or MOBIL EXF57C for driveshaft seals 	180g sachet	77 01 366 100
<ul style="list-style-type: none"> • GRAISSE N° 20 for sunwheel splines, fork shaft, thrust pad guide, clutch shaft fork pad 	1 g sachet	77 01 032 832
<ul style="list-style-type: none"> • "ELF MULTI MOS2" for anti-roll bar bearing bushes 	1 kg tin	To order, contact your local after-sales head office.
MECHANICAL SEALERS		
<ul style="list-style-type: none"> • Perfect-seal "LOWAC" jointing compound 	100 g tube	77 01 417 404
<ul style="list-style-type: none"> • Mastic for sealing exhaust pipe connections 	1.5 kg tin	77 01 421 161
<ul style="list-style-type: none"> • "CAF 4/60 THIXO" for driveshaft rollpins 	100 g tube	77 01 404 452
<ul style="list-style-type: none"> • CAF 4/60 THIXO HARDENER KIT" for sealing main bearing caps 	Kit	77 01 421 080

DESCRIPTION	PACK SIZE	PART NO.
MECHANICAL SEALS		
. AUTO joint blue sealing paste	100 ml tube 45 g tube	77 01 396 227 77 01 397 027
. LOCTITE 518 for sealing gearbox housing	24 ml syringe	77 01 421 162
ADHESIVES		
. "LOCTITE - FRENETANCH" prevents bolts coming loose and yet still permits unlocking	24 cc bottle	77 01 394 070
. "LOCTITE - FRENBLLOC" for locking bolts	24 cc bottle	77 01 394 071
. "LOCKITTE SCELBLOC" for bonding bearings	24 cc bottle	77 01 394 072
. "LOCTITE AUTOFORM" for bonding flywheel to crankshaft.	50 cc bottle	77 01 400 309
. "LOCTITE 275" for bonding steering arms	50 ml bottle	77 01 418 252
CLEANERS AND LUBRICANTS		
. "SAFCA" lubricant for lock barrels	20 g aerosol	77 01 400 097
. "ELECTRONEX" (SEMME) anti-seizing lubricant.	250 g aerosol	77 01 403 517
. "AGIR 40" anti-seizing lubricant.	140 ml aerosol	77 01 421 140
. RAVIROL PLUS	2 l 10 l 30 l 60 l	77 01 417 424 77 01 417 425 77 01 417 426 77 01 417 427
. Carburettor cleaner	250 ml drum 300 ml aerosol	77 01 393 112 77 01 393 111
. Injector cleaner	500 ml drum	77 01 421 205
. Super concentrated anti-seizing product.	420 ml aerosol	77 01 393 109
. DECAPJOINT (FRAMET) for cleaning aluminium cylinder head gasket faces	385 ml aerosol	77 01 405 952

DESCRIPTION	PACK SIZE	PART NO.
VARNISH		
● CIRCUIT PLUS varnish for repairing heated screens	2 g flask	77 01 421 135
TYRES		
● "TIP TOP" products for repairing tubeless tyres	Combi A kit	77 01 417 243
BRAKES		
● Brake fluid	0.5 litre bottle	77 01 394 499 77 01 395 435
TURBOCHARGER		
● High temperature paint for marking after repairs		77 01 407 679
AIR CONDITIONING		
● Compressor oil	250 ml	77 01 417 655
STEERING SYSTEM		
● Power-assisted steering system oil	2 litres	ELF RENAULIMATIC DZ MOBIL ATF 220

ESSENTIAL SPECIAL TOOLING	
Mot. 445	Oil filter spanner
	Engine oil change spanner

PETROL ENGINE J7R - J7T - Z7W

DRAINING: via plug (1)

First oil change: Between 500 and 2000 miles
(1,000 and 3,000 km)

Oil change frequency: Every 6,000 miles
(10,000 km)

Oil filter replacement: Every 12,000 miles
(20,000 km)

J8S DIESEL ENGINE

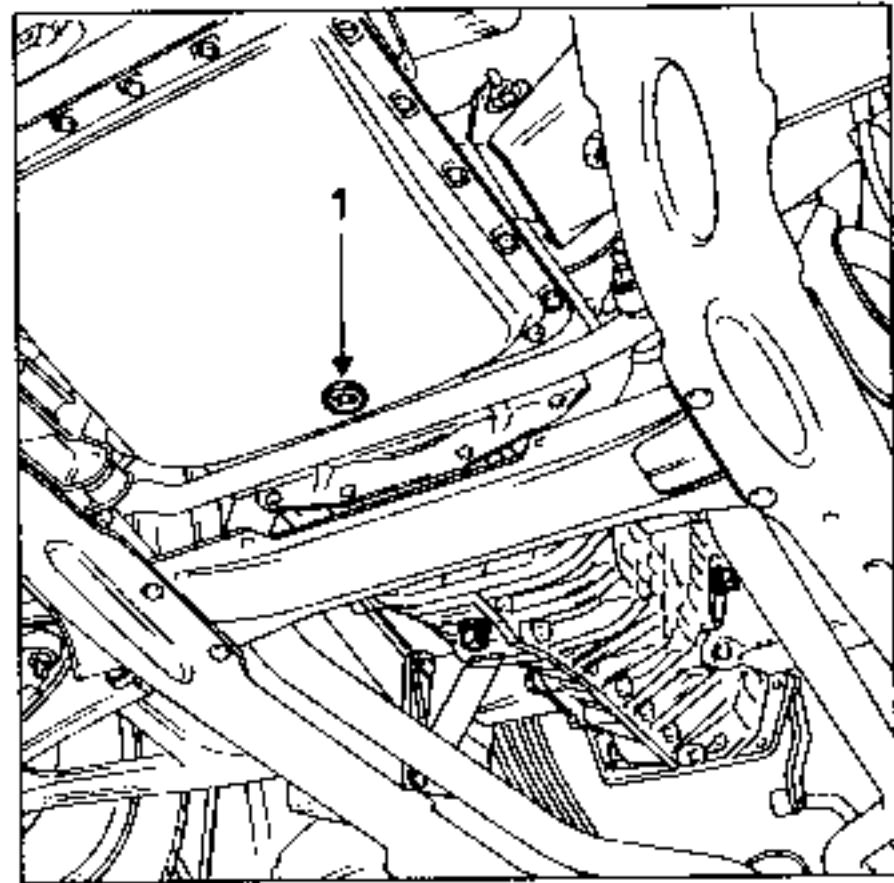
DRAINING: via plug (1)

First oil change: Between 500 and 2,000 miles
(1,000 and 3,000 km)

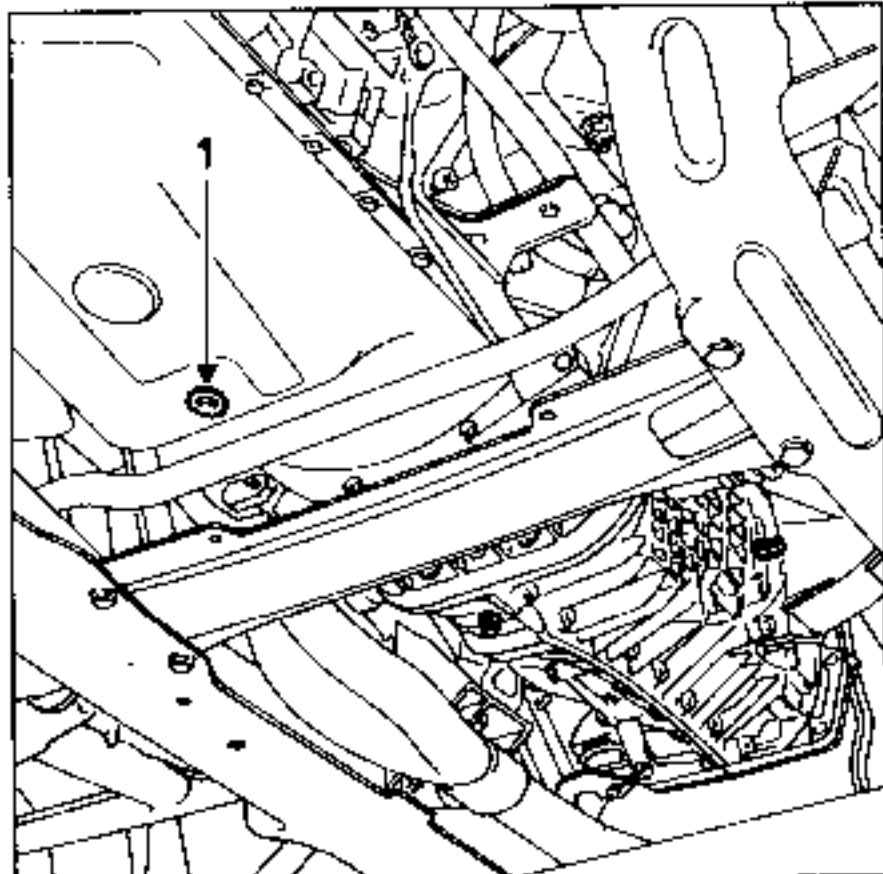
Oil change frequency: Every 5,000 miles
(7,500 km)

Oil filter replacement: Every 5,000 miles
(7,500 km)

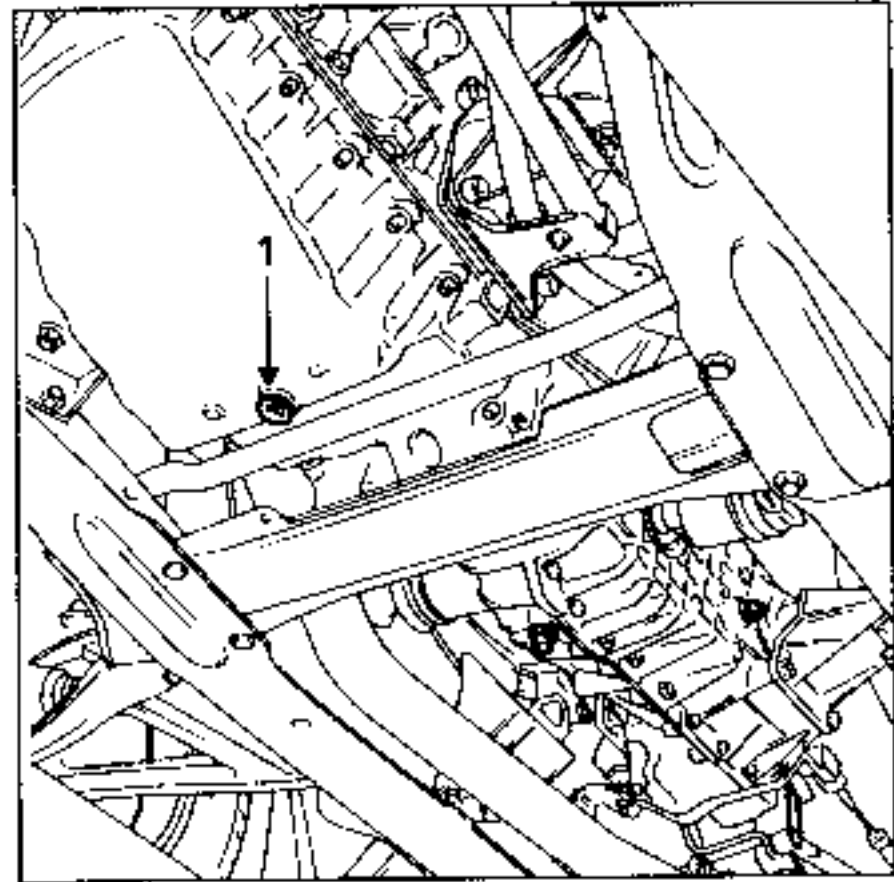
Z7W ENGINE



J7R - J7T ENGINES

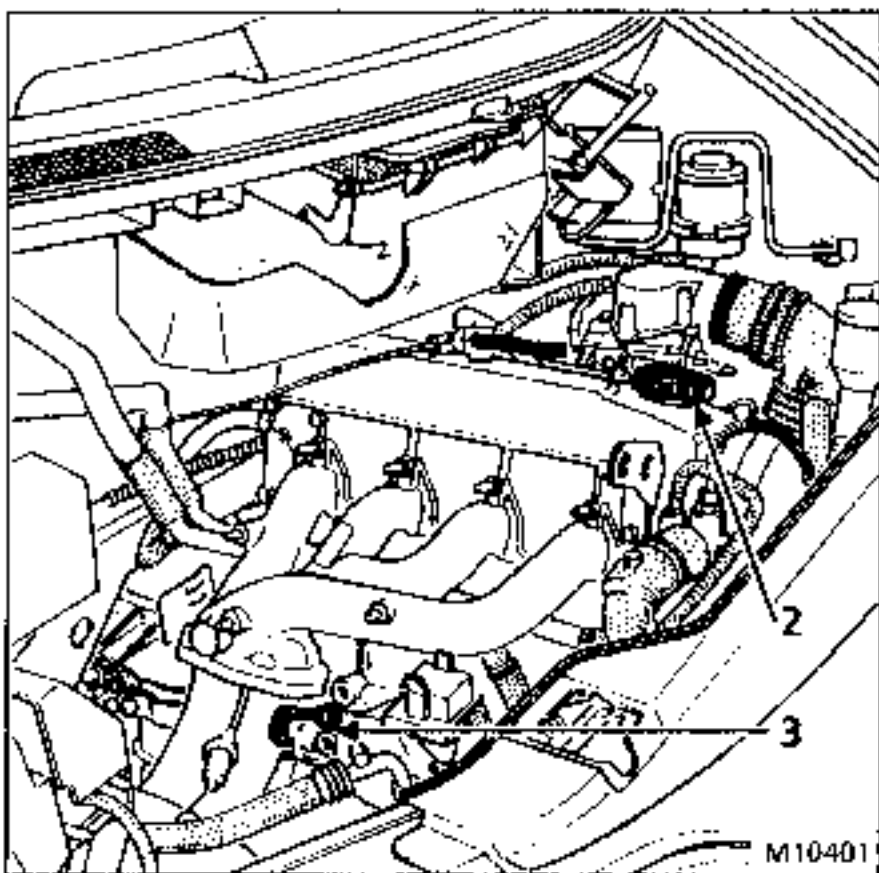


J8S ENGINE

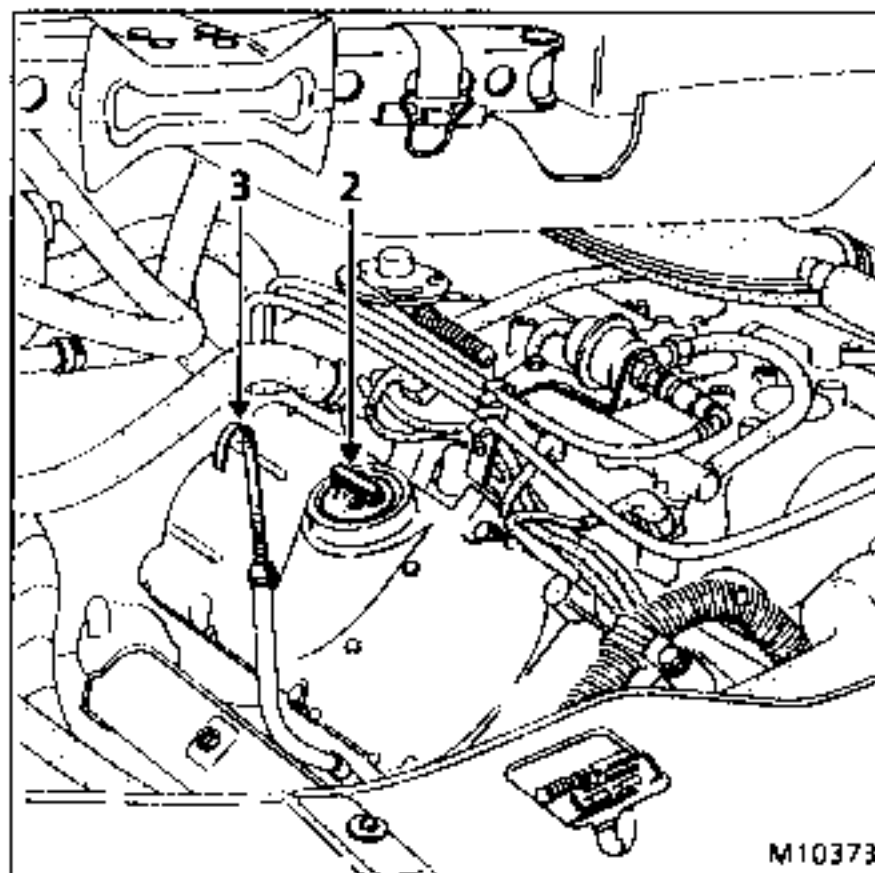


REFILLING: via plug 2
dip stick 3

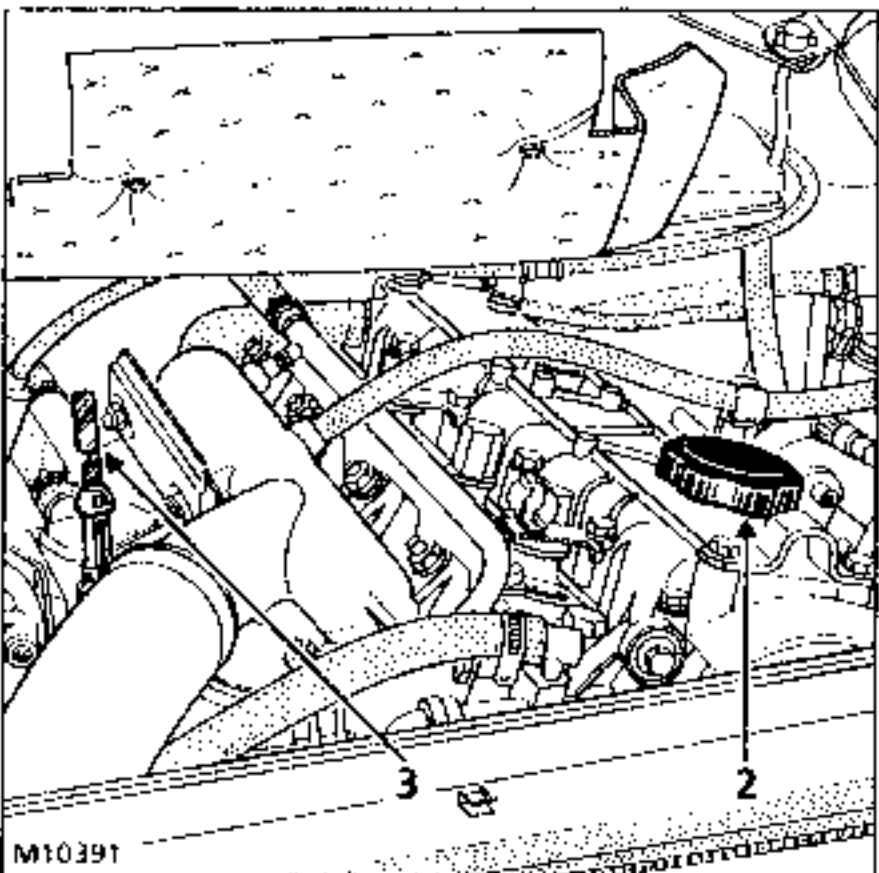
.17R .17F ENGINES



Z7W ENGINE



.18S ENGINE

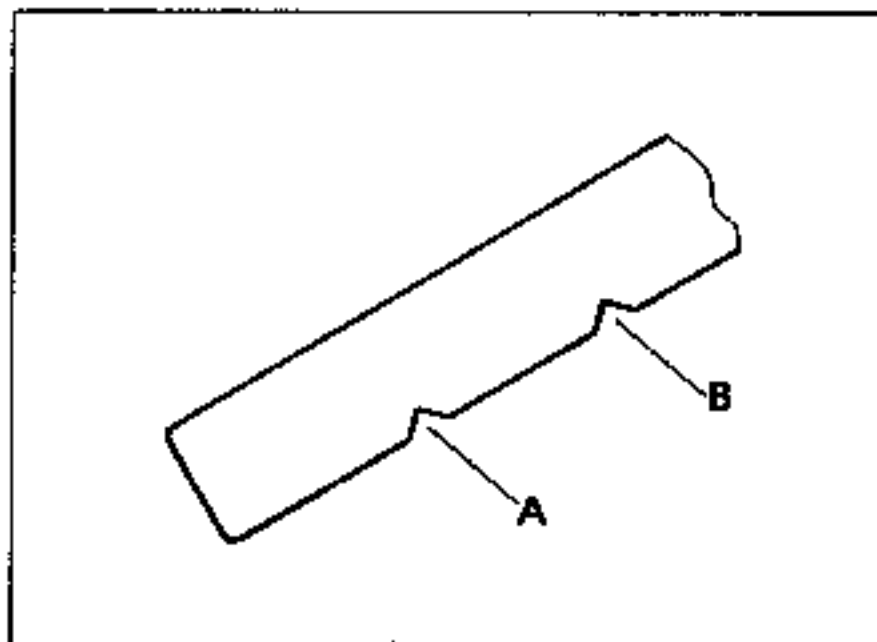


DIPSTICK 3

- A - Minimum level
- B - Maximum level

The difference between the minimum and maximum levels is approximately:

- Z Engine: 2 litres
- J Engine: 1.5 litres



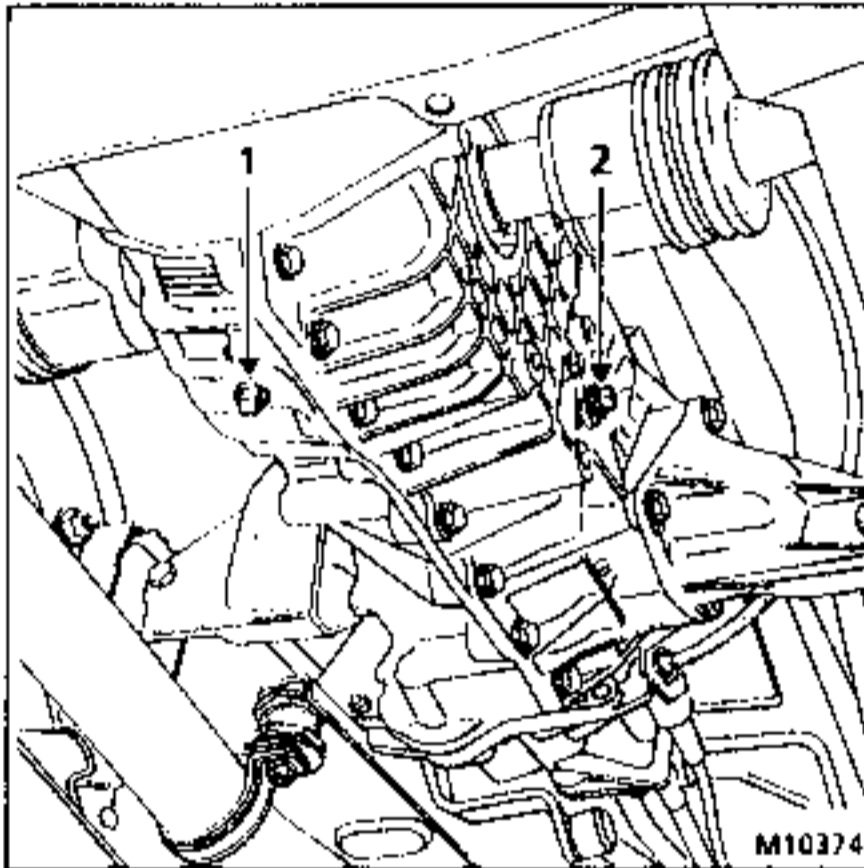
ESSENTIAL SPECIAL TOOLING

Gearbox oil change spanner

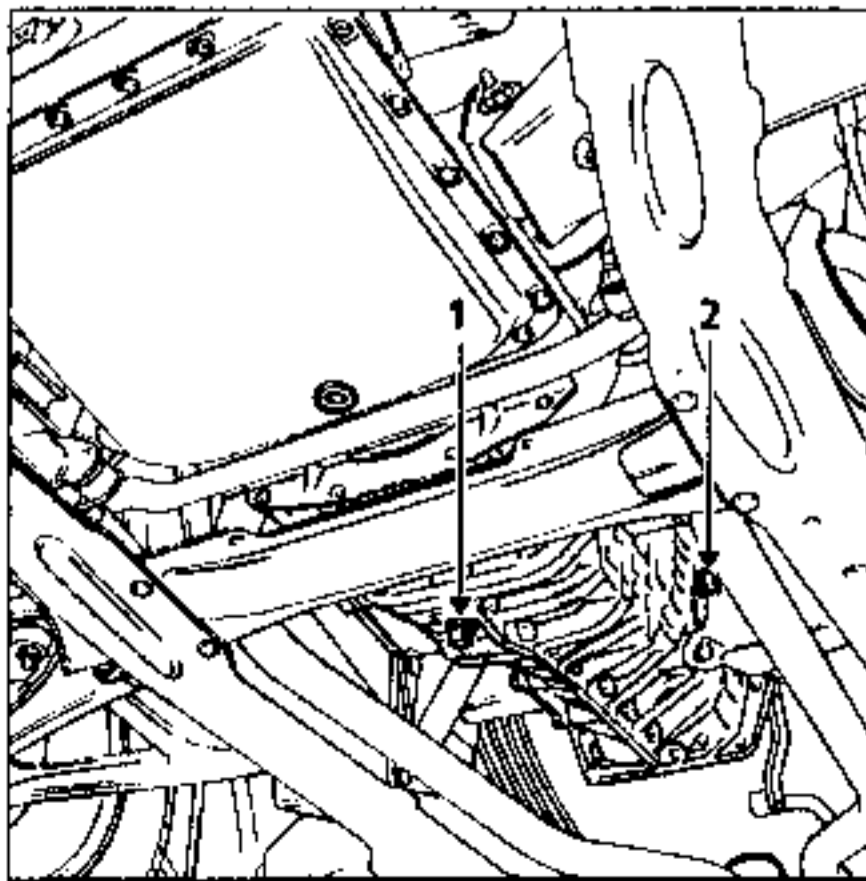
DRAINING: via plug 1

FILL UP AND CHECK LEVEL: via plug 2

NG3 and NG7 GEARBOXES



UNI GEARBOX



Oil grade to be used:

- ELF RENAULTMATIC D2 or
- MOBIL ATF 220

Capacity: 1.1 litres

REFILLING THE CIRCUIT

Fill the reservoir completely.

Gently activate the steering in both directions.

Top up the level.

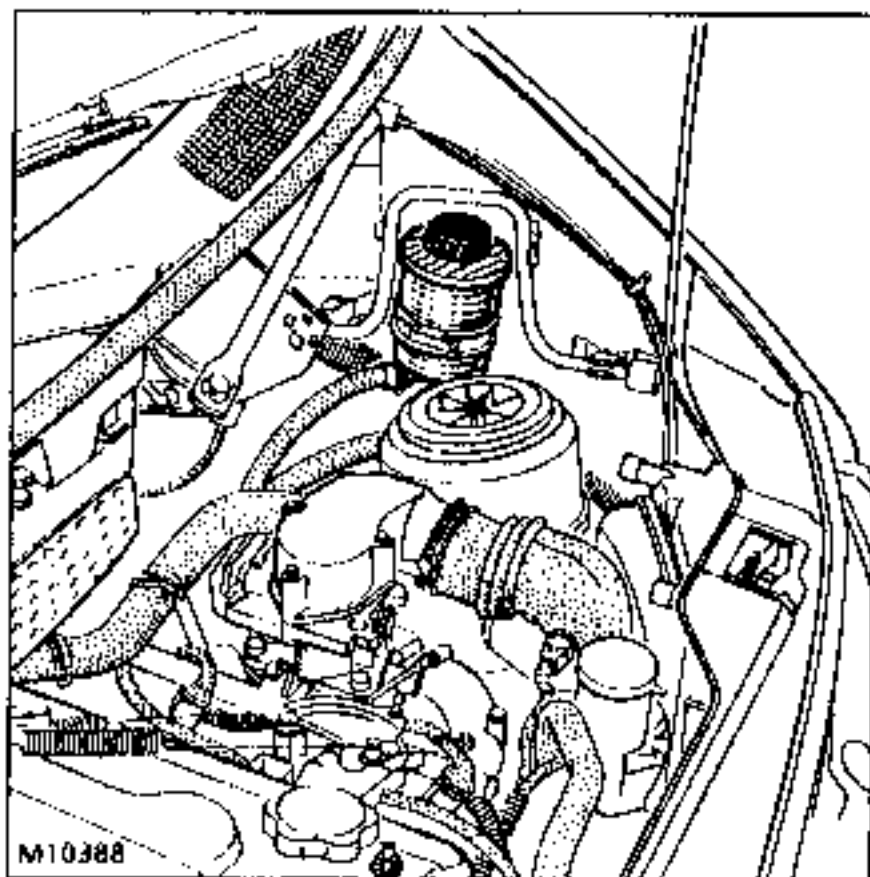
Start the engine and gently move the steering from lock to lock.

Top up the oil level.

CHECKING THE OIL LEVEL

Check the oil level in the pump reservoir every 6,000 miles (10,000 km).

The level is correct when oil is visible between the minimum and maximum marks on the reservoir.

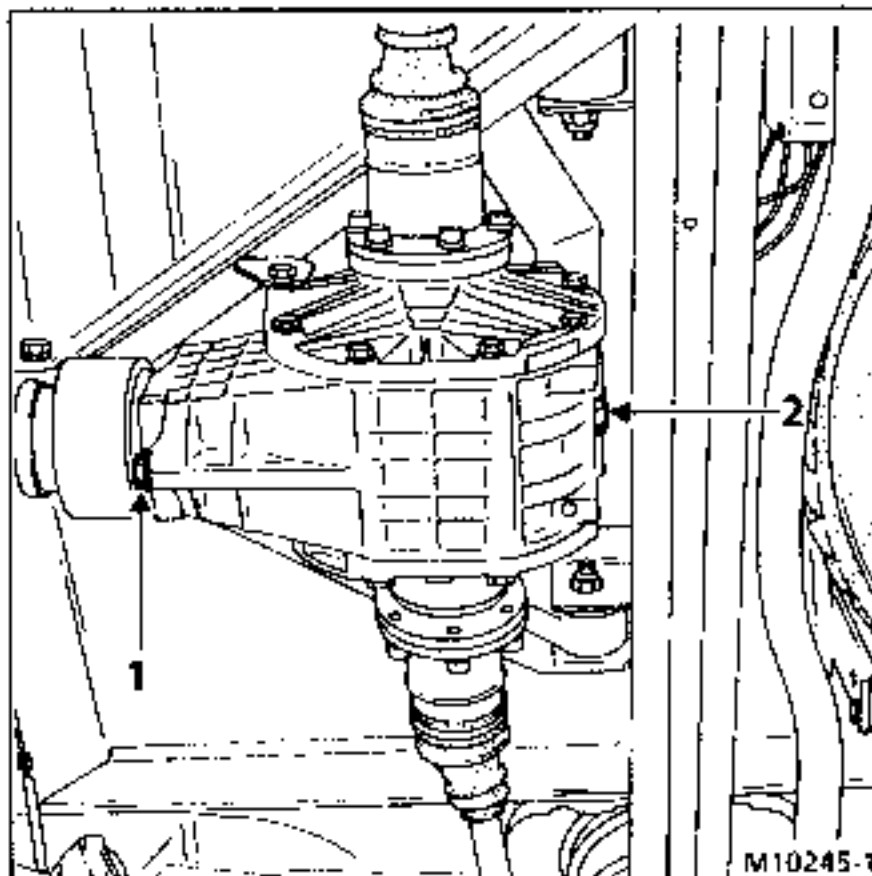


LUBRICATION: sealed for life

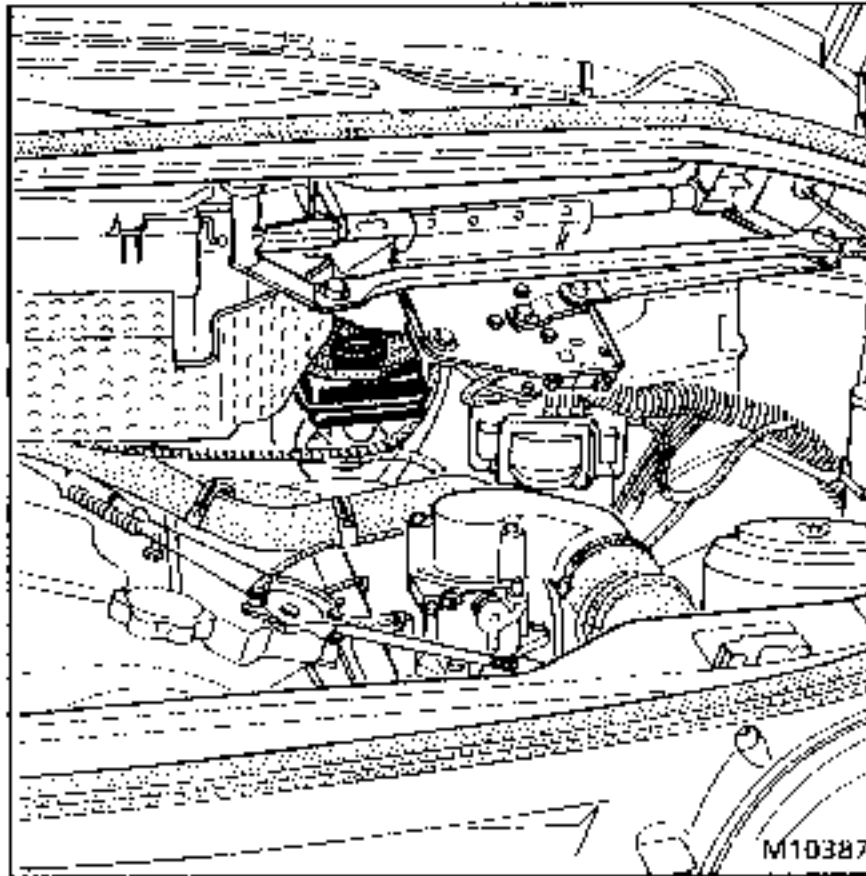
OIL CHANGE: via plug 1 (when axle hot)

REFILLING: via plug 2

Measure out 1.2 litres of oil and fill
via plug 2.



The brake fluid is renewed at 40,000 miles (60,000 km) on Diesel vehicles and at 36,000 miles (50,000 km) on petrol vehicles or when large scale operations have been performed on the braking system.



The level must be between the minimum and maximum marks on the reservoir.

The brake fluid must be topped up using a product conforming to standards SAEJ 1703 DOT 4.

Mot. 1208	Adaptor for lifting Z7W engine (additional to tool Mot. 878).
Mot. 1221	Fuel tank sender unit nut slackening spanner.
Car. 1219	Body work panel centring lock and pad kit.
Car. 1218	Instrument panel protector.
Car. 1220	Front face jig.